

Festec® Flange-Spreader

**Festec®
Flange-Spreader
proven quality!**



When replacing gaskets, fitting blind flanges,
inspecting packing faces
let the **Festec® Flange-Spreader** in on it

Large gap or zero gap,
the **Festec® Flange-Spreader**
spreads them all



Thousands in use, world-wide!

Model registered under no. 5773-00
Patent application no. 8400898
Manufactured and tested according
procedures of the Dutch Metal
Research Institute T.N.O.

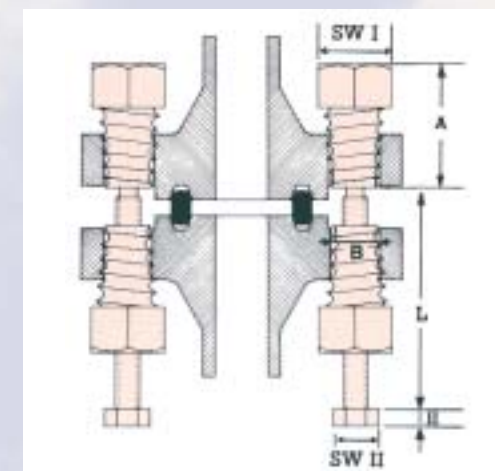
Festec® Flange-Spreader

quick - simple - safe

Festec® Flange-Spreader

for DIN flanges								selection table				for ANSI (ASA) flanges						
DIN 2638	DIN 2637	DIN 2636	DIN 2635	DIN 2634	DIN 2633	DIN 2632	DIN 2631	B mm	order- code	B		150 lbs	300 lbs	400 lbs	600 lbs	900 lbs	1500 lbs	2500 lbs
DN 160	DN 100	DN 64	DN 40	DN 25	DN 16	DN 10	DN 6			mm	inch							
10 - 15	10 - 15	10 - 15	10 - 25	10 - 25	10 - 25	10 - 25	32 - 65	14	1-0000-22	15,9	5/8	1/2", 3/4" 1", 1 1/4" 1 1/2"	1/2"	1/2"	1/2"			
25	25	25	32 - 80	32 - 80	32 - 125	32 - 125	80 - 250	18	1-0000-27	19,1	3/4	2", 2 1/2" 3", 3 1/2" 4"	3/4", 1" 1 1/4", 2"	3/4" 1" 1 1/4"	3/4", 1" 1 1/4" 2"			
40	32 - 40	32 - 80	100	100	150 - 200	150 - 350	300 - 500	23	1-000032	22,2	7/8	5" 6" 8"	1 1/2", 2 1/2" 3", 3 1/2" 4", 5", 6"	1 1/2" 2 1/2" 3"	1 1/2" 2 1/2" 3"	1/2" 3/4"	1/2" 3/4"	1/2" 3/4"
50 - 80	50 - 80	100	125 - 150	125 - 200	250 - 300	400 - 500	600	27	1-0000-36	25,4	1	10" 12"	8"	3 1/2", 4" 5", 6"	3 1/2" 4"	1", 1 1/4" 2", 3"	1", 1 1/4" 2"	1" 2"
100	100	125	175 - 200	250 - 300	400	600		30	1-0000-41	28,6	1 1/8	14" 16"	10"	8"	5" 6"	1 1/2" 2 1/2"	1 1/2" 2 1/2"	1 1/4" 2"
125 - 150	125 - 175	150 - 175	250 - 300	350	500			33	1-0000-46	31,8	1 1/4	18" 20"	12" 14"	10"	8"	4" 6"	3"	1 1/2" 2 1/2"
175 - 200	200	200 - 300	350	400 - 500	600			36	1-0000-50	34,9	1 3/8	24"	16", 18" 20"	10" 12"	5"	4"	3"	
	250	350	400	600				39	1-0000-55	38,1	1 1/2			14"	8", 10" 12"	6"		
250 - 300	300	400	500					42	1-0000-60	41,3	1 5/8		24"	16"	14"	5"	4"	
	350							48	1-0000-65	44,5 48,0	1 3/4 1 7/8			18" 20"	16"	8"	5"	

technical specification chart												
order- code	SW I		SW II		H		L		A		B	
	mm	inch	mm	inch	mm	inch	mm	inch	mm	inch	mm	inch
1-0000-22	22	7/8	13	1/2	5	3/16	85	3 3/8	34	1 5/16	14 - 15,9	5/8
1-0000-27	27	1 1/16	17	11/16	7	1/4	100	3 15/16	47	1 7/8	18 - 19,1	3/4
1-0000-32	32	1 1/4	22	7/8	9	3/8	110	4 5/16	50	1 15/16	22,2 - 23	7/8
1-0000-36	36	1 7/16	24	15/16	11	7/16	130	5 1/8	56	2 3/16	25,4 - 27	1
1-0000-41	41	1 5/8	27	1 1/16	12	1/2	140	5 1/2	64	2 1/2	28,6 - 30	1 1/8
1-0000-46	46	1 13/16	30	1 3/16	13	1/2	200	7 7/8	73	2 3/4	31,8 - 33	1 1/4
1-0000-50	50	1 15/16	30	1 3/16	13	1/2	200	7 7/8	73	2 3/4	34,9 - 36	1 3/8
1-0000-55	55	2 3/16	32	1 1/4	14	9/16	225	8 7/8	73	2 3/4	38,1 - 39	1 1/2
1-0000-60	60	2 3/8	32	1 1/4	14	9/16	225	8 7/8	77	3 1/16	41,3 - 42	1 5/8
1-0000-65	65	2 9/16	32	1 1/4	14	9/16	225	8 7/8	77	3 1/16	44,5 - 48	1 3/4 - 1 7/8

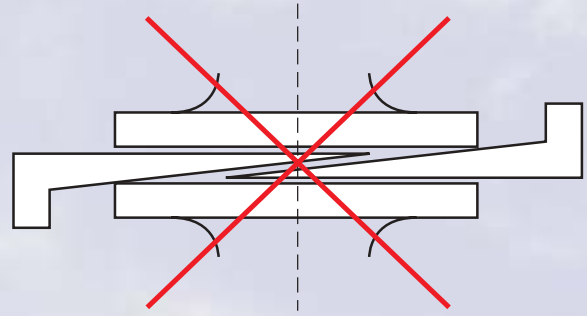




Festec® Flange-Spreader

The patented **Festec®** Flange-Spreader

- is easy to use,
- requires no large investments,
- is safe to handle and
- is an extremely long lasting top-quality product.



In short, the **Festec®** Flange-Spreader replaces conventional methods and is a must for mechanical plant maintenance technicians.

Where other tools or methods might be too big, impractical or even cannot be used, the **Festec®** Flange-Spreader always fits in bolted flange-joints.

Compact and practical tool

Its handy size and low weight make the **Festec®** Flange-Spreader fit in every toolbox. It is not much larger than a stud-bolt and most of the time requires the same heavy-duty spanner as used on the nuts of the stud-bolts in the flange-joint to be separated.

The long press-bolts of the **Festec®** Flange-Spreader enable a wide opening of the flange-connection and thus a thorough cleaning and inspection of the packing faces. Even flange-joints without a gap can be spread safely. If used properly the **Festec®** Flange-Spreader helps to avoid the risk of damaging the packing faces.

Quality tool

The time saving **Festec®** Flange-Spreader is developed in co-operation with maintenance engineers in the field and the Dutch Metal Research Institute T.N.O.

The high quality of the **Festec®** Flange-Spreader is achieved through manufacturing procedures specified by T.N.O.

Applications

The **Festec®** Flange-Spreader can be used to

- replace a gasket, orifice gauge, ring-joint or lens ring
- fit a blind flange
- clean or inspect packing faces
- open joints on turbines, pumps, covers of heat-exchangers, filters etc.

The **Festec®** Flange-Spreader can be used on flanges according ANSI, DIN, API and SP standards. For the right choice of size is referred to the selection table or the technical specification chart.

The part of the **Festec®** Flange-Spreader with the press-bolt can also be used for levelling heavy machinery.

Festec®
Flange-Spreader
quick - simple - safe



Festec® Flange-Spreader

References:

The **Festec®** Flange-Spreader is used successfully by thousands of customers world-wide, such as refineries, (petro-)chemical and pharmaceutical industries, (nuclear) power-plants, paper- and steel-mills, food- and luxury industries, shipbuilding and off-shore industry etc. as well as their contractors.

Using the Festec® Flange-Spreader

A set of the **Festec®** Flange-Spreader consists of 2 units. Each unit consists of 1 plug with a press-bolt inside and 1 counter plug. A flange-connection can only be opened safely by using 1 complete set per flange-joint to be spread.

After the stud-bolts have been removed diagonally from 2 opposite bolt-holes in the flange-connection to be spread, the 4 plugs of the **Festec®** Flange-Spreader are screwed right and tight into these holes. The plugs have to be tightened properly by means of heavy-duty spanners with a torque of at least 700 Nm. Even heavy torque equipment might be used for tightening the plugs securely. A higher torque results in a higher spreading capacity of the **Festec®** Flange-Spreader.

If mounted and tightened properly, a safe spreading capacity up to 5 tonnes can be achieved by means of the **Festec®** Flange-Spreader.

After the press-bolts of the **Festec®** Flange-Spreader have been turned until they touch against the counter plugs, the other stud-bolts in the flange-joint are removed or loosened. Now the flange-connection can be pressed open wide and safely with the aid of the evenly forcing press-bolts.

Due to the high forces applied, it is recommended to use anti-seize paste both on the top as well as on the tread of the press-bolts.

After use the **Festec®** Flange-Spreader should be cleaned and greased properly.


The **Festec®** Flange-Spreader should not be used on cast-iron flanges.

For more information please contact

Festec Trade, Industrial Supplies B.V.
Mandenmakerstraat 78
NL - 3194 DG ROTTERDAM-HOOGVLIET

Tel.: +31 - (0) 10 - 298 20 20
Fax: +31 - (0) 10 - 298 20 21
e-mail: info@festec.nl
internet: www.festec.nl

or your local distributor



Festec®
Flange-Spreader
quick - simple - safe